

Introductory sub-table (I)(a)


Name of the Company: ASSAM ENTRADE LIMITED			
Scrip Code, Name of the scrip, class of security: SHARES			
Quarter ended: JUNE 2015			
Partly paid-up shares:-	No. of partly paid-up shares	As a % of total no. of partly paid-up shares	As a % of total no. of shares of the company
Held by promoter/promoter group	0	0	0
Held by public	0	0	0
Total	0	0	0
Outstanding convertible securities:-	No. of outstanding securities	As a % of total no. of outstanding convertible securities	As a % of total no. of shares of the company, assuming full conversion of the convertible securities
Held by promoter/promoter group	0	0	0
Held by public	0	0	0
Total	0	0	0
Warrants:-	No. of warrants	As a % of total no. of warrants	As a % of total no. of shares of the company, assuming full conversion of warrants
Held by promoter/promoter group	0	0	0
Held by public	0	0	0
Total	0	0	0
Total paid-up capital of the company, assuming full conversion of warrants and convertible securities		1439790	

For Assam Entrade Ltd.

Director

Statement Showing Shareholding Pattern								
Category code	Category of Shareholder	Number of Shareholders	Total number of shares	Number of shares held in dematerialized form	Total shareholding as a percentage of total number of shares		Shares Pledged or otherwise encumbered	
					As a percentage of (A+B) ¹	As a percentage of (A+B+C)	Number of shares	As a percentage (IX) = (VIII)/(IV)*100
(I)	(II)	(III)	(IV)	(V)	(VI)	(VII)	(VIII)	(IX)
(A)	Shareholding of Promoter and Promoter Group²							
1	Indian							
(a)	Individuals/ Hindu Undivided Family	53	490391		34.06	34.06	0	0.00
(b)	Central Government/ State Government(s)	0	0		0.00	0.00	0	0.00
(c)	Bodies Corporate	5	304049		21.12	21.12	0	0.00
(d)	Financial Institutions/ Banks	0	0		0.00	0.00	0	0.00
(e)	Any Others(Specify)	0	0		0.00	0.00	0	0.00
	Sub Total(A)(1)	58	794440		55.18	55.18	0	0.00
2	Foreign							
a	Individuals (Non-Residents Individuals/ Foreign Individuals)	0	0		0.00	0.00	0.00	0.00
b	Bodies Corporate	0	0		0.00	0.00	0.00	0.00
c	Institutions	0	0		0.00	0.00	0.00	0.00
d	Qualified Foreign Investor	0	0		0.00	0.00	0.00	0.00
e	Any Others(Specify)	0	0		0.00	0.00	0.00	0.00
	Sub Total(A)(2)	0	0	0	0	0	0	0
	Total Shareholding of Promoter and	58	794440	0	55.18	55.18	0	0.00
(B)	Public shareholding							
1	Institutions							
(a)	Mutual Funds/ UTI	0	0	0	0.00	0.00	0.00	0.00
(b)	Financial Institutions / Banks	0	0	0	0.00	0.00	0.00	0.00
(c)	Central Government/ State Government(s)	0	0	0	0.00	0.00	0.00	0.00
(d)	Venture Capital Funds	0	0	0	0.00	0.00	0.00	0.00
(e)	Insurance Companies	0	0	0	0.00	0.00	0.00	0.00
(f)	Foreign Institutional Investors	0	0	0	0.00	0.00	0.00	0.00
(g)	Foreign Venture Capital Investors	0	0	0	0.00	0.00	0.00	0.00
(h)	Qualified Foreign Investor	0	0	0	0.00	0.00	0.00	0.00
(i)	Any Other (specify)	0	0	0	0.00	0.00	0.00	0.00
	Sub-Total (B)(1)	0	0	0	0.00	0.00	0.00	0.00
B 2	Non-institutions							
(a)	Bodies Corporate	4	154700		10.74	10.74	0.00	0.00
(b)	Individuals	0	0	0	0.00	0.00	0.00	0.00
I	Individuals -i. Individual shareholders holding nominal share capital up to Rs 1 lakh	187	490650		34.08	34.08	0.00	0.00
II	ii. Individual shareholders holding nominal share capital in excess of Rs. 1 lakh.	0	0	0	0.00	0.00	0.00	0.00
(c)	Qualified Foreign Investor	0	0	0	0.00	0.00	0.00	0.00
(d)	Any Other (specify)	0	0	0	0.00	0.00	0.00	0.00
	Sub-Total (B)(2)	191	645350	0	44.82	44.82	0.00	0.00

For Assam Entrade



Director

Sr.No	Notes
1	
2	
3	
4	
5	
6	
7	
8	
9	

For Assam Entrade Ltd.



Director

(I)(b) Statement showing holding of securities (including shares, warrants, convertible securities) of persons belonging to the category "Promoter and Promoter Group"

Sr. No.	Name of the shareholder	Details of Shares held		Encumbered shares (*)			Details of warrants		Details of convertible securities		Total shares (including underlying shares assuming full conversion of warrants and convertible securities) as a % of diluted share capital
		Number of shares held	As a % of grand total (A) + (B) + (C)	No.	As a percentage	As a % of grand total (A)+(B)+(C) of sub-clause (I)(a)	Number of warrants held	As a % total number of warrants of the same class	Number of convertible securities held	As a % total number of convertible securities	
(I)	(II)	(III)	(IV)	(V)	(VI)=(V)/(III)*100	(VII)	(VIII)	(IX)	(X)	(XI)	(XII)
1	URMILA DEVI GUPTA	4807	0.33	0.00	0.00	0.00	0	0	0	0	4807
2	SITA GUPTA	4807	0.33	0.00	0.00	0.00	0	0	0	0	4807
3	EKTA GUPTA	4807	0.33	0.00	0.00	0.00	0	0	0	0	4807
4	JAYESH GUPTA	4807	0.33	0.00	0.00	0.00	0	0	0	0	4807
5	RATI GUPTA	4807	0.33	0.00	0.00	0.00	0	0	0	0	4807
6	ANKITA GUPTA	4807	0.33	0.00	0.00	0.00	0	0	0	0	4807
7	SUPERNA GUPTA	4807	0.33	0.00	0.00	0.00	0	0	0	0	4807
8	SIMRAN GUPTA	4807	0.33	0.00	0.00	0.00	0	0	0	0	4807
9	SADHAVI GUPTA	4807	0.33	0.00	0.00	0.00	0	0	0	0	4807
10	SHIVVOY GUPTA	4807	0.33	0.00	0.00	0.00	0	0	0	0	4807
11	PARIDHI GUPTA	4807	0.33	0.00	0.00	0.00	0	0	0	0	4807
12	MAHIMA GUPTA	4807	0.33	0.00	0.00	0.00	0	0	0	0	4807
13	ARYAN GUPTA	4807	0.33	0.00	0.00	0.00	0	0	0	0	4807
14	SHRIYANSH GUPTA	4807	0.33	0.00	0.00	0.00	0	0	0	0	4807
15	ADITI GUPTA	4807	0.33	0.00	0.00	0.00	0	0	0	0	4807
16	NANDAN GUPTA	4807	0.33	0.00	0.00	0.00	0	0	0	0	4807
17	RAMESH CHANDRA GUPTA	200	0.01	0.00	0.00	0.00	0	0	0	0	200
18	VISHWANATH GUPTA	30014	2.08	0.00	0.00	0.00	0	0	0	0	30014
19	SURESH CHAND GUPTA	60616	4.21	0.00	0.00	0.00	0	0	0	0	60616
20	RAMESH CHAND GUPTA	10835	0.75	0.00	0.00	0.00	0	0	0	0	10835
21	MAMTA GUPTA	12727	0.88	0.00	0.00	0.00	0	0	0	0	12727
22	JAGDISH PRASAD GUPTA	26656	1.85	0.00	0.00	0.00	0	0	0	0	26656
23	NISHANT GUPTA	36486	2.53	0.00	0.00	0.00	0	0	0	0	36486
24	SIDDHARTH GUPTA	5307	0.37	0.00	0.00	0.00	0	0	0	0	5307
25	SHASHI GUPTA	5666	0.39	0.00	0.00	0.00	0	0	0	0	5666
26	ABHILASHA GUPTA	12333	0.86	0.00	0.00	0.00	0	0	0	0	12333
27	SURESH CHAND RAMESH CHAND HUF	5000	0.35	0.00	0.00	0.00	0	0	0	0	5000
28	SURESH CHAND SITA HUF	3500	0.24	0.00	0.00	0.00	0	0	0	0	3500
29	VISHWANATH JAGDISH PRASAD RAMESH CHAND HUF	77593	5.39	0.00	0.00	0.00	0	0	0	0	77593
30	VISHWANATH LAXMI DEVI RAMESH CHAND HUF	5000	0.35	0.00	0.00	0.00	0	0	0	0	5000
31	JAGDISH PRASAD SURESH CHAND HUF	5333	0.37	0.00	0.00	0.00	0	0	0	0	5333
32	GOPI KISHAN VISHWANATH HUF	6583	0.46	0.00	0.00	0.00	0	0	0	0	6583
33	RAMESH CHAND LAXMI DEVI HUF	5320	0.37	0.00	0.00	0.00	0	0	0	0	5320
34	GOPI KISHAN SURESH CHAND HUF	10000	0.69	0.00	0.00	0.00	0	0	0	0	10000
35	JAGDISH PRASAD MAMTA JAYESH HUF	5000	0.35	0.00	0.00	0.00	0	0	0	0	5000
36	JAGDISH PRASAD JAYESH HUF	5000	0.35	0.00	0.00	0.00	0	0	0	0	5000
37	JAGDISH PRASAD MAMTA HUF	6416	0.45	0.00	0.00	0.00	0	0	0	0	6416
38	JAGDISH PRASAD SURESH CHAND RAMESH CHAND HUF	5000	0.35	0.00	0.00	0.00	0	0	0	0	5000
39	URMILA GUPTA SIDDHARTH HUF	10000	0.69	0.00	0.00	0.00	0	0	0	0	10000
40	MAMTA NISHANT HUF	12050	0.84	0.00	0.00	0.00	0	0	0	0	12050
41	RAMESH CHAND EKTA HUF	3000	0.21	0.00	0.00	0.00	0	0	0	0	3000
42	GOPI KISHAN RAMESH CHAND HUF	15000	1.04	0.00	0.00	0.00	0	0	0	0	15000
43	GOPI KISHAN GUPTA HUF	333	0.02	0.00	0.00	0.00	0	0	0	0	333
44	GOPI KISHAN JAGDISH PRASAD HUF	5750	0.40	0.00	0.00	0.00	0	0	0	0	5750
45	JAGDISH PRASAD RAMESH CHAND HUF	750	0.05	0.00	0.00	0.00	0	0	0	0	750
46	JAGDISH PRASAD NISHANT HUF	833	0.06	0.00	0.00	0.00	0	0	0	0	833

For Assam Entrade Ltd.

Director

Jun 15

(I)(c)(i) Statement showing holding of securities (including shares, warrants, convertible securities) of persons belonging to the category "Public" and holding more than 1% of the total number of shares

Sr. No.	Name of the shareholder	Number of shares held	Shares as a percentage of total number of shares (i.e., Grand Total (A)+(B)+(C) indicated in Statement at para (I)(a) above)	Details of warrants		Details of convertible securities		Total shares (including underlying shares assuming full conversion of warrants and convertible securities) as a % of diluted share capital
				Number of warrants held	As a % total number of warrants of the same class	Number of convertible securities held	% w.r.t total number of convertible securities of the same class	
1	KAMLA DEVI	24750	1.72	0	0	0	0	24750
2	MADHU VAISH	26950	1.87	0	0	0	0	26950
3	RAJ KUMAR GUPTA	31350	2.18	0	0	0	0	31350
4	SITA DEVI VAISH	35950	2.50	0	0	0	0	35950
5	ARVIND KUMAR VAISH	43675	3.03	0	0	0	0	43675
6	KOMAL VAISH	44420	3.09	0	0	0	0	44420
7	ARUNA GUPTA	46750	3.25	0	0	0	0	46750
8	DINESH KUMAR GUPTA	48950	3.40	0	0	0	0	48950
9	ANJU AGARWAL	70833	4.92	0	0	0	0	70833
10	MEHROTRA CONSULTANT (P) LTD	44700	3.10	0	0	0	0	44700
11	PSJ INVESTMENT & SECURITIES LTD	55000	3.82	0	0	0	0	55000
12	ORBIT CONSULTANTS PVT. LTD.	27500	1.91	0	0	0	0	27500
13	SPARK UNIGLOBE LIMITED	27500	1.91	0	0	0	0	27500
14	ROHIT GUPTA	70675	4.90	0	0	0	0	70675
15	GAURANG GUPTA	17750	1.23	0	0	0	0	17750
TOTAL		616753	42.82	0	0	0	0	616753

FOT ASSAM ENTRADE LTD.

[Signature]

DIRECTOR

(I)(c)(ii) Statement showing holding of securities (including shares, warrants, convertible securities) of persons (together with PAC) belonging to the category "Public" and holding more than 5% of the total number of shares of the company

Sr. No.	Name(s) of the shareholder(s) and the Persons Acting in Concert (PAC) with them	Number of shares	Shares as a percentage of total number of shares {i.e., Grand Total (A)+(B)+(C) indicated in Statement at para (I)(a) above}	Details of warrants		Details of convertible securities		Total shares (including underlying shares assuming full conversion of warrants and convertible securities) as a % of diluted share capital
				Number of warrants	As a % total number of warrants of the same class	Number of convertible securities held	% w.r.t total number of convertible securities of the same class	
1			0.00	0	0	0	0	0
TOTAL		0	0.00	0	0	0	0	0


For Assam Entrade Ltd.

Director

(I)(d) Statement showing details of locked-in shares

Sr. No.	Name of the shareholder	Number of locked-in shares	Locked-in shares as a percentage of total number of shares (i.e., Grand Total (A)+(B)+(C) indicated in Statement at para (I)(a) above)
1		NIL	
TOTAL		0	0.00

For Assam Entrade Ltd.




Director

(II)(a) Statement showing details of Depository Receipts (DRs)

Sr. No.	Type of outstanding DR (ADRs, GDRs, SDRs, etc.)	Number of outstanding DRs	Number of shares underlying outstanding DRs	Shares underlying outstanding DRs as a percentage of total number of shares (i.e., Grand Total (A)+(B)+(C) indicated in Statement at para (I)(a) above)
1			NIL	
TOTAL		0	0	0.00

For Assam Entrade Ltd.




Director

(II)(b) Statement showing holding of Depository Receipts (DRs), where underlying shares held by "promoter/promoter group" are in excess of 1% of the total number of shares

Sr. No.	Name of the DR Holder	Type of outstanding DR (ADRs, GDRs, SDRs, etc.)	Number of shares underlying outstanding DRs	Shares underlying outstanding DRs as a percentage of total number of shares (i.e., Grand Total (A)+(B)+(C) indicated in Statement at para (I)(a) above)
1			NIL	
2				
TOTAL			0	0.00

For Assam Entrade Ltd.



Director